
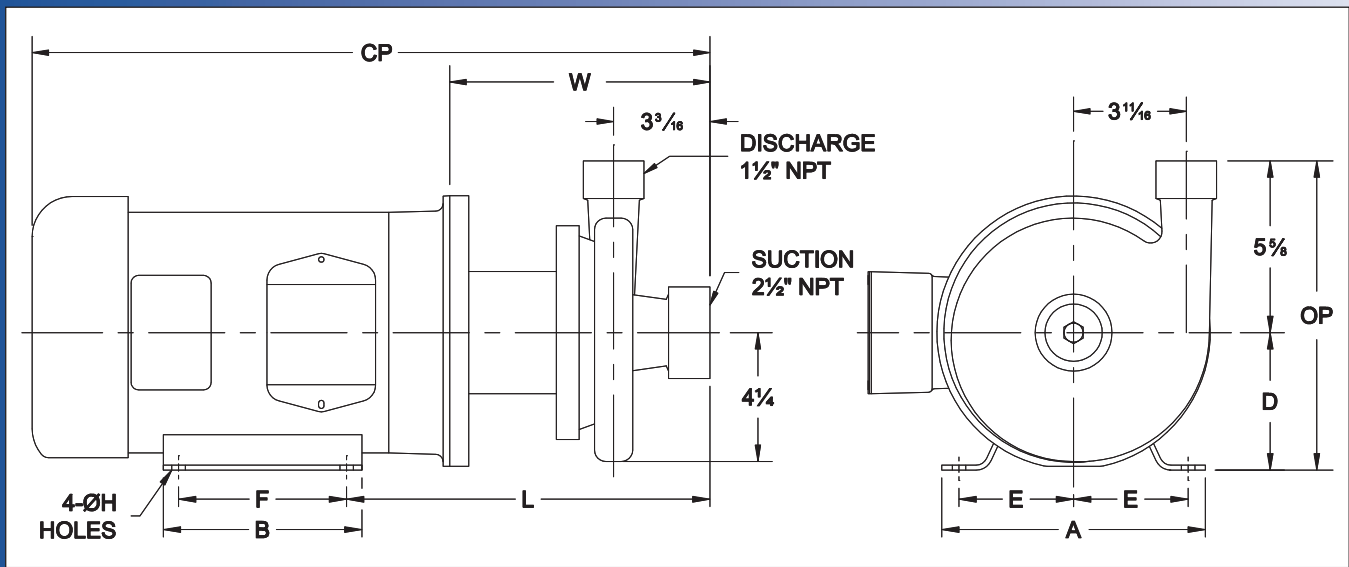


Ampco Centrifugal Pumps

DATA SHEET



MODEL IC+ 316 2½ X 1½



TEFC MOTOR			DIMENSIONS IN INCHES (For Reference Only)										APPROX WEIGHT (LBS)
HP	RPM	FRAME	A (typ)	B (typ)	D	E	F	ØH	L	W	CP	OP	
1/2	1750	56C	6-9/16	4-1/4	3-1/2	2-7/16	3	7/16	11-15/16	9-3/16	18-7/16	9-1/8	49
3/4	1750	56C	6-9/16	4-1/4	3-1/2	2-7/16	3	7/16	11-15/16	9-3/16	18-7/16	9-1/8	53
1	1750	56C	6-9/16	4-1/4	3-1/2	2-7/16	3	7/16	11-15/16	9-3/16	18-7/16	9-1/8	58
1-1/2	1750	56C	6-9/16	4-1/4	3-1/2	2-7/16	3	7/16	11-15/16	9-3/16	18-7/16	9-1/8	62
1-1/2	1750	145TC	6-1/2	6	3-1/2	2-3/4	5	11/32	11-15/16	9-3/16	20-7/16	9-1/8	72
2	1750	145TC	6-1/2	6	3-1/2	2-3/4	5	11/32	11-15/16	9-3/16	20-7/16	9-1/8	75
3	1750	182TC	8-5/8	6-1/2	4-1/2	3-3/4	4-1/2	13/16	13-5/16	9-13/16	23-9/16	10-1/8	104
3	3500	145TC	6-1/2	6	3-1/2	2-3/4	5	11/32	11-15/16	9-3/16	20-7/16	9-1/8	83
5	3500	184TC	8-5/8	6-1/2	4-1/2	3-3/4	5-1/2	13/32	13-5/16	9-13/16	24-15/16	10-1/8	106
7-1/2	3500	184TC	8-5/8	6-1/2	4-1/2	3-3/4	5-1/2	13/32	17-3/16	9-13/16	24-15/16	10-1/8	124
7-1/2	3500	213TC	9-1/2	8	5-1/4	4-1/4	5-1/2	13/32	15-3/16	10-15/16	26-3/16	10-7/8	128
10	3500	215TC	9-1/2	8	5-1/4	4-1/4	7	13/32	15-3/16	10-15/16	27-15/16	10-7/8	161
15	3500	215TC	9-1/2	8	5-1/4	4-1/4	7	13/32	15-3/16	10-15/16	27-15/16	10-7/8	201
20	3500	256TC	11-1/2	11-1/2	6-1/4	5	10	17/32	16-5/16	11-9/16	31-5/16	11-7/8	308

MATERIAL SPECIFICATIONS

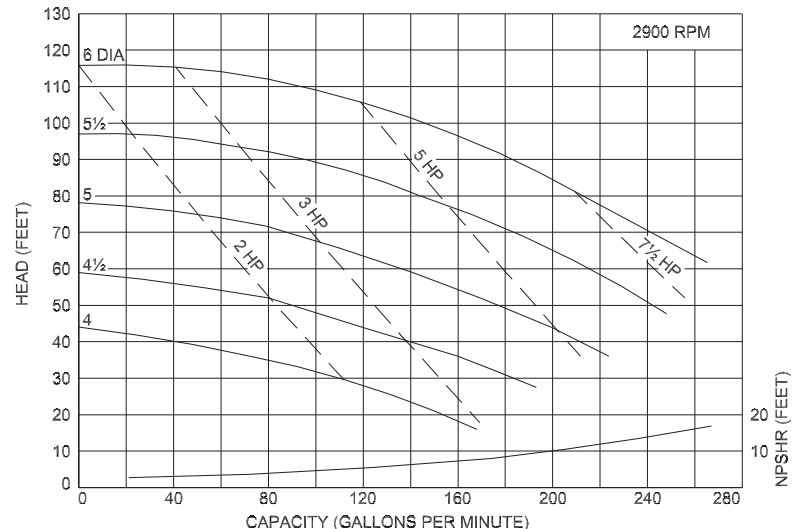
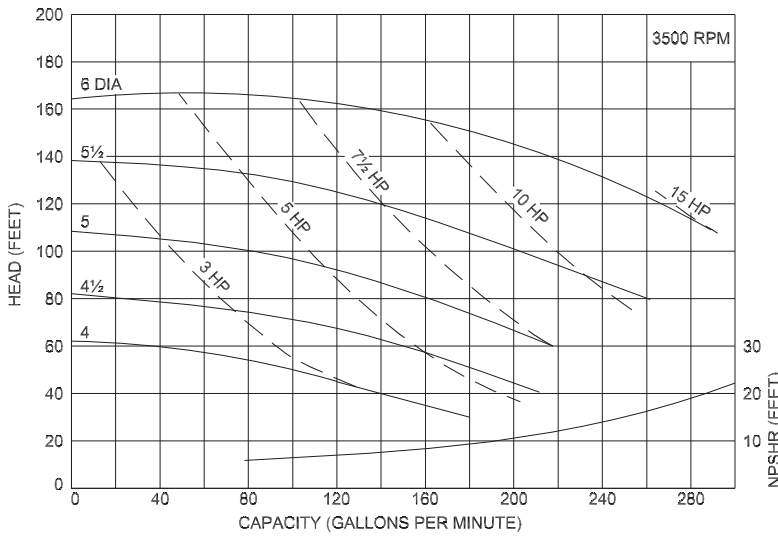
PART NAME	STAINLESS STEEL
Casing	316L Stainless
Backplate, Impeller, Stub Shaft	316 Stainless
Adapter	304 Stainless



Ampco Centrifugal Pumps

MODEL IC+ 316 2 1/2 X 1 1/2

Curves show approximate characteristics
based on clear 68° water.
Rated point is guaranteed.



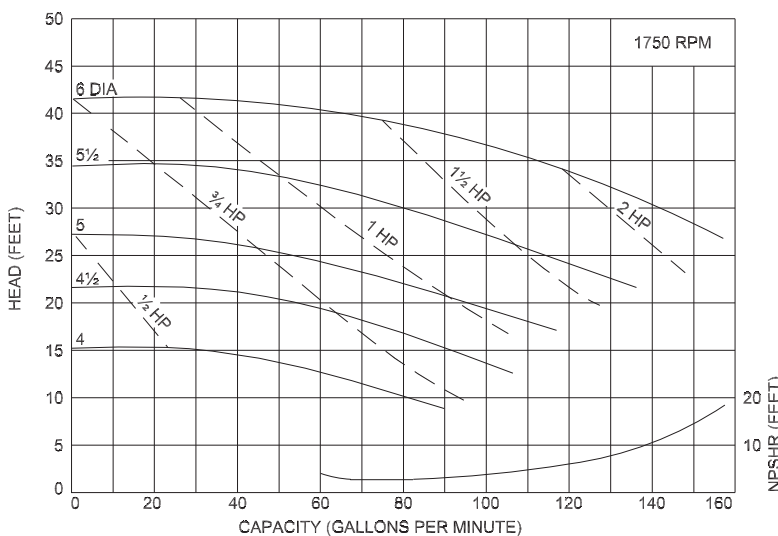
IC+ Series pumps have standard NPT connections.

Flange connections are optional.

IC+ pumps are constructed of 316L stainless steel with a glass beaded finish.

The standard IC+ mechanical seal is a Type 21 with a ceramic seat, carbon rotating element. Buna-N elastomers and 304 SS metallics.

Contact the factory for other seal material options.



Ampco Pumps Company

2045 West Mill Road
Glendale, Wisconsin 53209

PHONE (414) 643-1852

FAX (414) 643-4452