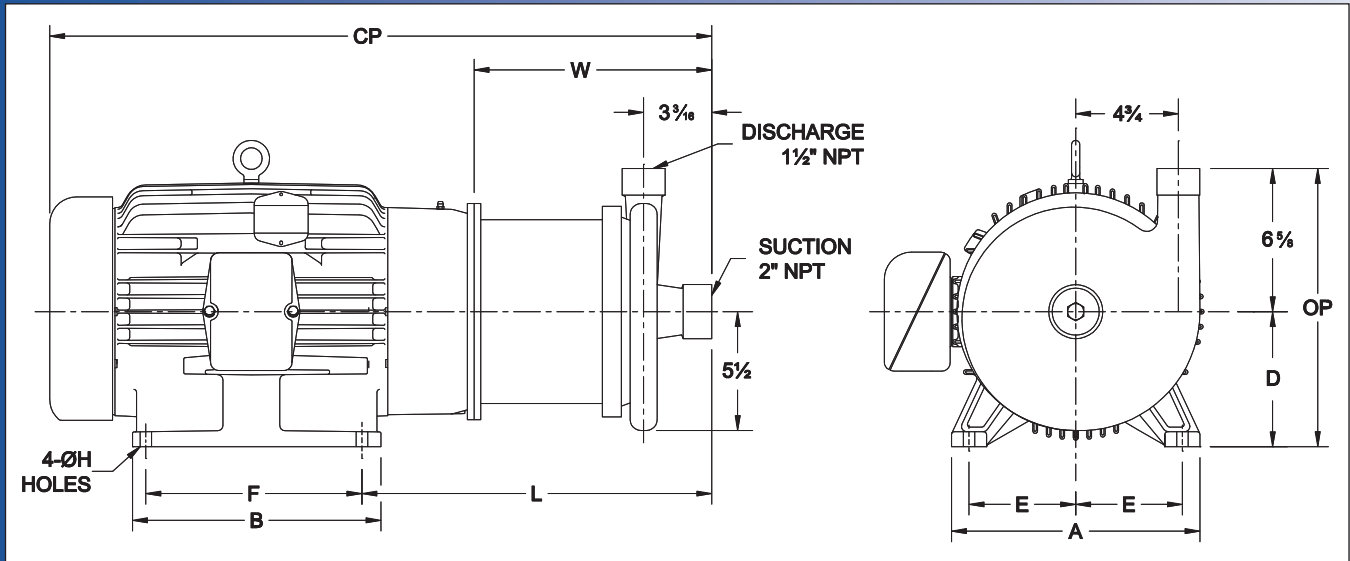



Ampco Centrifugal Pumps

DATA SHEET

MODEL IC+ 218 2X1 1/2



TEFC MOTOR			DIMENSIONS IN INCHES (For Reference Only)										APPROX WEIGHT (LBS)
HP	RPM	FRAME	A (typ)	B (typ)	D	E	F	ØH	L	W	CP	OP	
1-1/2	1750	145TC	6-1/2	6	3-1/2	2-3/4	5	11/32	12-3/16	9-7/16	20-11/16	10-1/8	88
2	1750	145TC	6-1/2	6	3-1/2	2-3/4	5	11/32	12-3/16	9-7/16	20-11/16	10-1/8	91
3	1750	182TC	8-5/8	6-1/2	4-1/2	3-3/4	4-1/2	13/16	13-9/16	10-1/16	23-13/16	11-1/8	121
5	1750	184TC	8-5/8	6-1/2	4-1/2	3-3/4	5-1/2	13/16	13-9/16	10-1/16	25-3/16	11-1/8	128
7-1/2	1750	213TC	9-1/2	8	5-1/4	4-1/4	5-1/2	13/32	14-11/16	10-7/16	25-11/16	11-7/8	182
5	3500	184TC	8-5/8	6-1/2	4-1/2	3-3/4	5-1/2	13/32	13-9/16	10-1/16	25-3/16	11-1/8	123
7-1/2	3500	184TC	8-5/8	6-1/2	4-1/2	3-3/4	5-1/2	13/32	13-9/16	10-1/16	25-3/16	11-1/8	141
7-1/2	3500	213TC	9-1/2	8	5-1/4	4-1/4	5-1/2	13/32	14-11/16	10-7/16	25-11/16	11-7/8	145
10	3500	215TC	9-1/2	8	5-1/4	4-1/4	7	13/32	14-11/16	10-7/16	27-7/16	11-7/8	178
15	3500	215TC	9-1/2	8	5-1/4	4-1/4	7	13/32	14-11/16	10-7/16	27-7/16	11-7/8	218
20	3500	256TC	11-1/2	11-1/2	6-1/4	5	10	17/32	16-1/16	11-5/16	31-11/16	12-7/8	326
25	3500	284TSC	12-3/4	12-3/4	7	5-1/2	9-1/2	17/32	16-11/16	11-5/16	35-5/8	13-5/8	418
30	3500	286TSC	12-3/4	12-3/4	7	5-1/2	11	17/32	16-11/16	11-5/16	35-5/8	13-5/8	440

MATERIAL SPECIFICATIONS

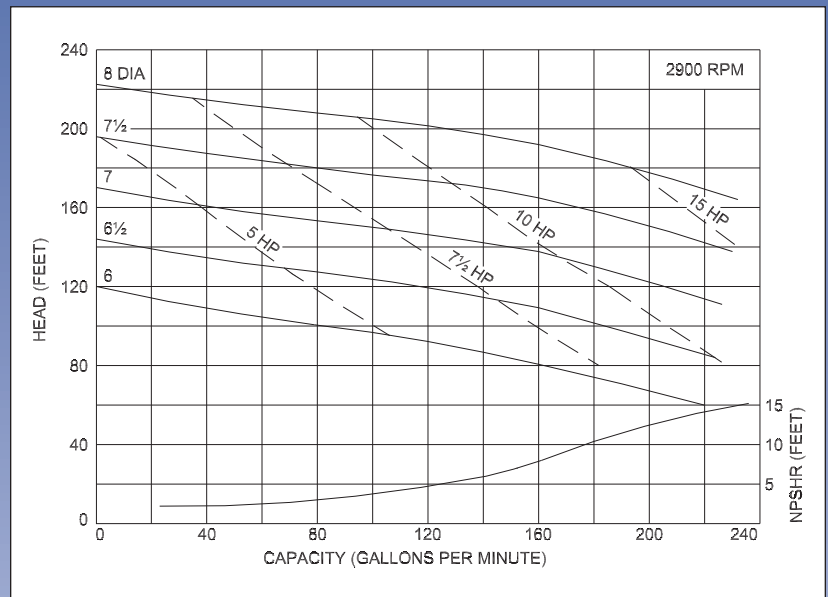
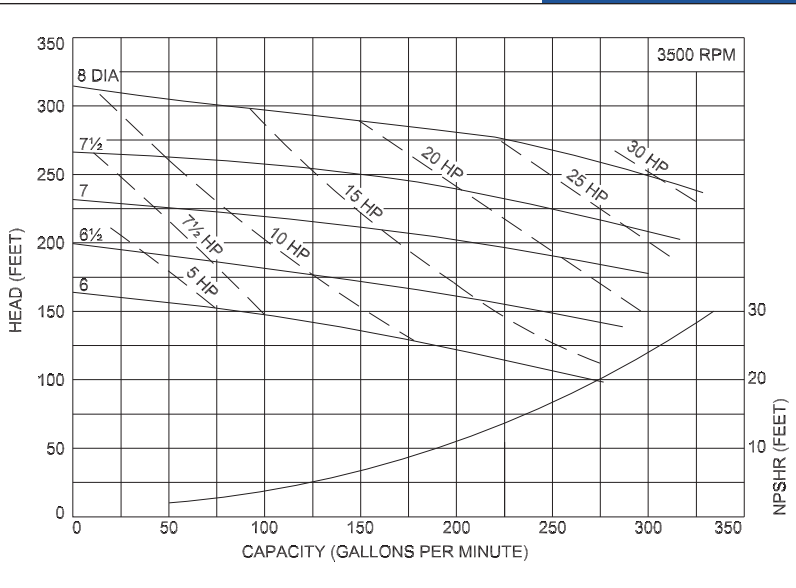
PART NAME	STAINLESS STEEL
Casing	316L Stainless
Backplate, Impeller, Stub Shaft	316 Stainless
Adapter	304 Stainless



Ampco Centrifugal Pumps

MODEL IC+ 218 2X1 1/2

Curves show approximate characteristics
based on clear 68° water.
Rated point is guaranteed.



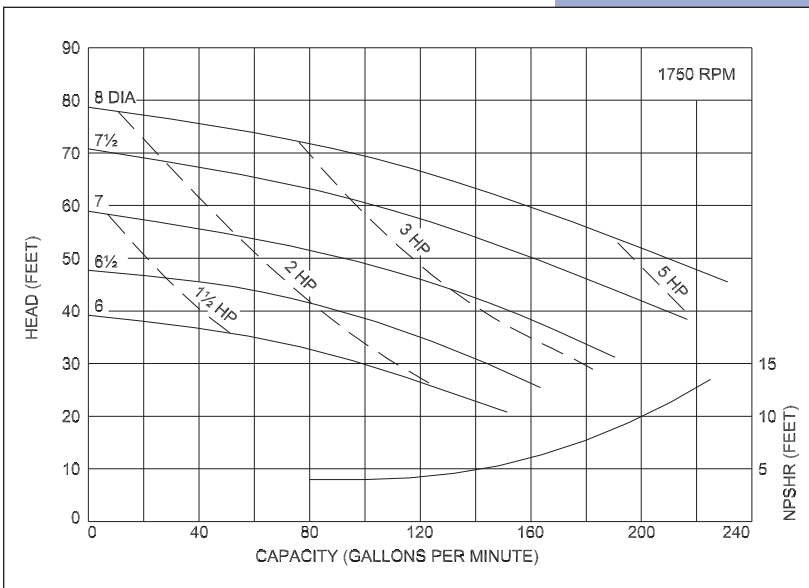
IC+ Series pumps have standard NPT connections.

Flange connections are optional.

IC+ pumps are constructed of 316L stainless steel
with a glass beaded finish.

The standard IC+ mechanical seal is a Type 21
with a ceramic seat, carbon rotating element.
Buna-N elastomers and 304 SS metallics.

Contact the factory for other seal
material options.



Ampco Pumps Company

2045 West Mill Road
Glendale, Wisconsin 53209

PHONE (414) 643-1852

FAX (414) 643-4452